

PRODUCT	PRODUCT NAME	CODE	SIZE	MRP	PCS CTN
ABS TAPS					
1	BIB TAP M HANDLE WITH FLANGE	100110001	1/2"	197	70
		100210002	3/4"	205	70
2	BIB TAP WITH FLANGE QUADRO M	100140003	1/2"	197	70
3	BIB TAP T PLUS WITH FLANGE	100130004	1/2"	167	70
		100230005	3/4"	175	70
4	BIB TAP T HANDLE WITH FLANGE	100120006	1/2"	151	70
		100220007	3/4"	158	70
5	BIB TAP WITH FLANGE EXTN M HANDLE	100110008	1/2"	274	70
6	BIB TAP WITH FLANGE EXTN QUADRO M	100140009	1/2"	275	70
7	BIB TAP WITH FLANGE EXTN T PLUS	100130010	1/2"	230	70
8	LONG BODY BIB TAP M HANDLE WITH FLANGE	100110011	1/2"	291	50
		100210012	3/4"	300	
9	LONG BODY BIB TAP WITH FLANGE QUADRO M	100140017	1/2"	291	50
10	LONG BODY BIB TAP T PLUS WITH FLANGE	100130013	1/2"	238	50
		100230014	3/4"	247	50
11	LONG BODY BIB TAP T HANDLE WITH FLANGE	100120015	1/2"	218	50
		100220016	3/4"	222	50
12	2 WAY BIB TAP M HANDLE	100110018	1/2"	377	30
13	2 WAY BIB TAP QUADRO M	100140019	1/2"	377	30
14	WASHING MACHINE TAP M HANDLE	100110020	1/2"	310	70
		100210021	3/4"	322	
15	WASHING MACHINE TAP QUADRO M	100140022	1/2"	310	70
16	GARDEN TAP M HANDLE	100110023	1/2"	279	70
		100210024	3/4"	292	
17	GARDEN TAP QUADRO M	100140025	1/2"	279	70

PRODUCT	PRODUCT NAME	CODE	SIZE	MRP	PCS CTN
PLUMTEK QUADRO SERIES					
18	BIB TAP WITH FLANGE EXTN QUADRO	200150001	1/2"	275	70
19	BIB TAP WITH FLANGE QUADRO	200150002	1/2"	197	70
20	LONG BODY BIB TAP WITH FLANGE QUADRO	200150003	1/2"	291	50
21	2 WAY BIB TAP QUADRO	200150004	1/2"	377	30
22	WASHING MACHINE TAP QUADRO	200150005	1/2"	310	70
23	GARDEN TAP QUADRO	200150006	1/2"	279	70
24	RIGHT ANGLE VALVE QUADRO	200150010	1/2"	215	100
25	PILLAR TAP QUADRO	200150007	1/2"	325	50
26	PILLAR TAP SLEEK QUADRO	200150008	1/2"	300	48
27	PILLAR TAP PREMIUM QUADRO	200150009	1/2"	495	48
28	SINK FAUCET TABLE QUADRO	2001500011	1/2"	581	30
29	SINK FAUCET WALL QUADRO	200150012	1/2"	581	30
30	SINK FAUCET ECO TABLE QUADRO	200150013	1/2"	495	42
31	SINK FAUCET ECO WALL QUADRO	200150014	1/2"	495	42
PILLAR TAP					
32	PILLAR TAP M HANDLE	300110001	1/2"	325	50
33	PILLAR TAP QUADRO M	300140002	1/2"	325	50
34	PILLAR TAP SLEEK M HANDLE	300110003	1/2"	300	48

Bonding Beyond Boundries!

#TapSomethingNew

Available Colours*



Mix Match*

■ Mix / Charcoal
*Colours shown are indicative only.







PRICE LIST
From 1st January 2019
PL CODE 003/2019




PRODUCT	PRODUCT NAME	CODE	SIZE	MRP	PCS CTN
35	 PILLAR TAP SLEEK QUADRO M	30014004	1/2"	300	48
36	 PILLAR TAP PREMIUM M HANDLE	300110005	1/2"	495	48
37	 PILLAR TAP PREMIUM QUADRO M	300140006	1/2"	495	48

COCKS & VALVES




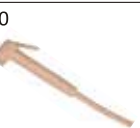


38	 RIGHT ANGLE VALVE M HANDLE	400110001	1/2"	215	80
39	 RIGHT ANGLE VALVE QUADRO M	400140002	1/2"	215	80
40	 RIGHT ANGLE VALVE T PLUS	400130003	1/2"	182	80
41	 RIGHT ANGLE VALVE T HANDLE	400120004	1/2"	176	80
42	 CONCEILD STOP VALVE M HANDLE	400210005	3/4"	237	80
43	 PUSH COCK	400100006	1/2"	180	30/120
44	 PUSH COCK URINAL	400100007	1/2"	185	30/120

SINK FAUCET





45	 SINK FAUCET TABLE M HANDLE	500110001	1/2"	581	18
46	 SINK FAUCET TABLE QUADRO M	500140003	1/2"	581	18
47	 SINK FAUCET WALL M HANDLE	500110002	1/2"	581	18
48	 SINK FAUCET WALL QUADRO M	500140004	1/2"	581	18
49	 SINK FAUCET TABLE T PLUS	500130005	1/2"	539	18
50	 SINK FAUCET WALL T PLUS	500130006	1/2"	539	18
51	 SINK FAUCET ECO TABLE M HANDLE	500110007	1/2"	495	42
52	 SINK FAUCET ECO TABLE QUADRO M	500140009	1/2"	495	42
53	 SINK FAUCET ECO WALL M HANDLE	500110008	1/2"	495	42

PRODUCT	PRODUCT NAME	CODE	SIZE	MRP	PCS CTN
54	 SINK FAUCET ECO WALL QUADRO M	500140010	1/2"	495	42
55	 SINK FAUCET ECO TABLE T PLUS	500130011	1/2"	455	42
56	 SINK FAUCET ECO WALL T PLUS	500130012	1/2"	455	42




HEALTH FAUCET









57		HEALTH FAUCET WITH SPANNER	600100001	1 MTR	380	25
			600100002	1.5 MTR	425	
			600100003	FAUCET ONLY	245	
58		HEALTH FAUCET WITH OUT SPANNER	600100010	1 MTR	360	25
			600100011	1.5 MTR	405	
			600100012	FAUCET ONLY	225	
59		HEALTH FAUCET COPPER PREMIUM WITH SPANNER	600100007	1 MTR	420	25
			600100008	1.5 MTR	480	
			600100009	FAUCET ONLY	300	
60		HEALTH FAUCET COPPER PREMIUM WITH OUT SPANNER	600100013	1 MTR	400	25
			600100014	1.5 MTR	460	
			600100015	FAUCET ONLY	280	
61		HEALTH FAUCET COPPER CLASSIC	600100004	1 MTR	400	25
			600100005	1.5 MTR	460	
			600100006	FAUCET ONLY	280	
62		HEALTH FAUCET ELEGANT	600100016	1 MTR	410	25
			600100017	1.5 MTR	470	
			600100018	FAUCET ONLY	290	

SHOWERS





63	 OVER HEAD SHOWER + ARMT FLANGE	700100001		260	28
64	 OVER HEAD SHOWER ONLY	700100004		210	100
65	 HAND SHOWERS + 1.5 MTR DELUX CHROME NUTS	700100003		520	15
66	 HAND SHOWERS + 1.5 MTR HOSE	700100002		485	15

DRAIN ITEMS




67	 WASTE COUPLING	800400001	1 1/4"	75	35/140
68	 SINK COUPLING SS304 TOP 6 PCS SET	800400002	1 1/4"	95	
69	 SINK COUPLING SS304 TOP 6 PCS SET	800500003	1 1/2"	110	

PRODUCT	PRODUCT NAME	CODE	SIZE	MRP	PCS CTN
	WASTE PIPE	800400004	40 X 32 X 750 MM	138	50*
	WASTE PIPE	800400005	40 X 40 X 750 MM	166	50*
	COLLAPSIBLE WASTE HOSE	800400006	40 X 32 X 750 MM	48	100
	COLLAPSIBLE WASTE HOSE DELUX	800400007	40 X 32 X 750 MM	55	100
	COLLAPSIBLE WASTE HOSE PREMIUM	800400008	40 X 40 X 750 MM	70	100
	COLLAPSIBLE WASTE HOSE PREMIUM	800500009	50 X 40 X 750 MM	75	100
	COLLAPSIBLE WASTE HOSE PREMIUM 2 IN ONE + FLANGE	800400010	1 1/4" X 1 1/2"	85	100
	WASHING MACHINE DRAIN TUBE	800000011	1.5 MTR	145	30
	WASHING MACHINE DRAIN TUBE	800000012	3 MTR	270	15



BATH ACCESSORIES



















	BOTTLE TRAP	900000001	1 1/4"	340	10
	TOOTH BRUSH HOLDER DOUBLE	900000002		255	22
	TOOTH BRUSH HOLDER SINGLE	900000003		225	22
	TOWEL RING	900000004		141	26

OTHER FITTINGS

	END PIPE PLUG	900100005	1/2"	4	100/1500*
	END PIPE PLUG EXTRA LONG & HEAVY	900100006	1/2"	7	50/1000*
	TANK NIPPLE	900300007	1"	35	250
		900400008	1 1/4"	45	200
		900500009	1 1/2"	57	150
		900600010	2"	81	100

BALL VALVES

	PVC BALL VALVE	900100011	20MM		
		900200012	25MM		
		900300013	32MM		
		900400014	40MM		
		900500015	50MM		
		900600016	63MM		
	UPVC BALL VALVE	900100017	1/2"		
		900200018	3/4"		
		900300019	1"		
		900400020	1 1/4"		
		900500021	1 1/2"		
		900600022	2"		

PRODUCT	PRODUCT NAME	CODE	SIZE	MRP Pouch / Box	PCS CTN Pouch / Box
PLANET					
	BIB TAP T HANDLE	P10012001	1/2"	71/81	80/70
		P10022002	3/4"	79/89	80/70
	BIB TAP T PLUS HANDLE	P10013003	1/2"	81/91	80/70
		P10023004	3/4"	89/99	80/70
	BIB TAP M HANDLE	P10011005	1/2"	104/114	80/70
		P10021006	3/4"	112/122	80/70
	BIB TAP-M HANDLE CRYSTAL	P10011007	1/2"	114/124	80/70
		P10021008	3/4"	122/132	80/70
	LONG BODYBIB TAP T HANDLE	P10012009	1/2"	86/96	80/50
		P10022010	3/4"	94/104	80/50
	LONG BODYBIB TAP T PLUS HANDLE	P10013011	1/2"	96/106	80/50
		P10023012	3/4"	104/114	80/50
	LONG BODYBIB TAP M HANDLE	P10011013	1/2"	119/129	80/50
		P10021014	3/4"	127/137	80/50
	LONG BODYBIB TAP M HANDLE CRYSTAL	P10011015	1/2"	129/139	80/50
		P10021016	3/4"	137/147	80/50
PLANET - COLT					
	COLT BIB TAP U HANDLE	C20016001	1/2"	59/63	160/110
	COLT BIB TAP T PLUS HANDLE	C20013002	1/2"	57/61	160/110
	COLT BIB TAP T HANDLE	C20012003	1/2"	53/57	160/110
	COLT 90 DEG DOUBLE ANGLE VALVE U HANDLE	C20016004	1/2"	131/135	160/125
	COLT 90 DEG DOUBLE ANGLE VALVE T PLUS	C20013005	1/2"	126/130	160/125
	COLT 90 DEG DOUBLE ANGLE VALVE T HANDLE	C20012006	1/2"	121/125	160/125
	COLT 180 DEG DOUBLE ANGLE VALVE U HANDLE	C20016007	1/2"	131/135	160/125
	COLT 180 DEG DOUBLE ANGLE VALVE T PLUS	C20013008	1/2"	126/130	160/125
	COLT 180 DEG DOUBLE ANGLE VALVE T HANDLE	C20012009	1/2"	121/125	160/125
	COLT GARDEN TAP - U	C20016010	1/2"	155/159	160/125
		C20026011	3/4"	160/164	

PRODUCT	PRODUCT NAME	CODE	SIZE	MRP Pouch / Box	PCS CTN Pouch / Box
105	COLT GARDEN TAP T- PLUS	C20013012	1/2"	150/ 154	160/ 125
		C20023013	3/4"	155/ 159	
106	COLT GARDEN TAP T- HANDLE	C20012014	1/2"	145/ 149	160/ 125
		C20022015	3/4"	150/ 154	

PRODUCT	PRODUCT NAME	CODE	SIZE	MRP	PCS CTN
---------	--------------	------	------	-----	------------

HOSES

107	CONNECTION HOSES ABS NUTS	CA1004501	450MM	71	180
		CA1006002	600MM	80	150
		CA1007503	750MM	90	120
		CA1001M04	1 MTR	143	100
		CA10015M5	1.5MTR	191	70
		CA1002M06	2.0MTR	315	50
108	NYLON BRAIDED CONNECTION HOSES + SS NUTS	CS2004501	450MM	99	180
		CS2006002	600MM	112	150
		CS2007503	750MM	125	120
		CS2001M04	1 MTR	166	100
		CS2002M06	2 MTR	296	50
109	NYLON BRAIDED CONNECTION HOSES + BRASS NUTS	CB3004501	450MM	114	180
		CB3006002	600MM	132	150
		CB3007503	750MM	149	120
		CB3001M04	1 MTR	193	100
		CB3002M06	2 MTR	325	50
110	SHOWER HOSE DELUX (CHROME NUTS)	SH4001M01	1 MTR	185	70
		SH40015M2	1.5MTR	230	50

T SHOWERS

111	SS WIRE BRAIDED GEYCE CONNECTION HOSES	T101	450MM	150	180
		T102	600MM	185	150
112	SS FLEXIBLE SHOWER HOSES CHROME	T103	1.5 MTR	370	70
113	5 FLOW/105 MM CHROME HAND SS SHOWER + CHROME HOSES + HOLDER	T104		910	20

TERMS & CONDITIONS

- Price are inclusive of all taxes
- Price as Per Piece only
- Prices are subject to change without Prior Notice, Prevailing Rates will be Charged at the Time of Despatch

PRODUCT	PRODUCT NAME	CODE	SIZE	MRP	PCS CTN
114	3 FLOW/65MM CHROME HAND SHOWER + CHROME HOSES + HOLDER	T105		714	25
116	5 FLOW/105MM OVER HEAD SHOWER + SHOWER ARM + WALL PLATE	T107		563	30
117	SS SQUARE SHOWER	T110	4"	258	100
118	HEALTH FAUCET ELEGANT CHROME - GOLD FINISH CHROME HOSE	T111	1.2 MTR- 1200 MM	550	25
119	HEALTH FAUCET ELEGANT CHROME - GOLD FINISH GUN ONLY	T112		340	30/ 120
120	HEALTH FAUCET COMFORT CHROME HOSE	T112A		565	25
121	HEALTH FAUCET COMFORT CHROME GUN ONLY	T112B		355	30/ 120
122	170MM SHOWER PIPE ABS CHROME+SS COVER	T113		79	250
123	170MM SHOWER PIPE SS CHROME+SS COVER	T114		160	250
124	210MM SHOWER PIPE SS CHROME+SS COVER	T115		171	250

T-TEFLON TAPE & MANHOLE COVER

125	TEFLON TAPE	T201	12MM (1/2")	16.15	250/ 1000
	TEFLON TAPE	T202	19MM (3/4")	22.50	250/ 1000
126	MANHOLE COVER 5.0 TON	T205	600X 600 MM	6067	

T-BALL VALVES

127	INDUSTRIAL BALL VALVES BRASS	T301	1/2"	270	40
		T302	3/4"	425	40
		T303	1"	685	24
		T304	1 1/4"	1155	12
			1 1/2"	**	
	2"	**			

- All Previous Price List gets Cancelled
- All Payments to be made by way of NEFT/RTGS only. No Cash transtaction is Allowed
- All Transactions are subject to Sankari Jurisdiction only